

FIG 1: FINGER GUARD

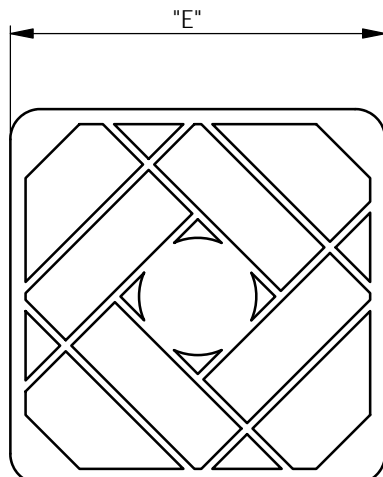


FIG 1: FILTER COVER

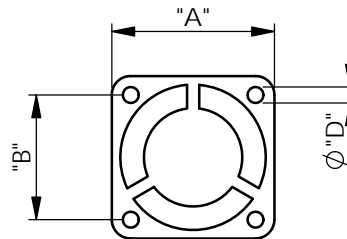
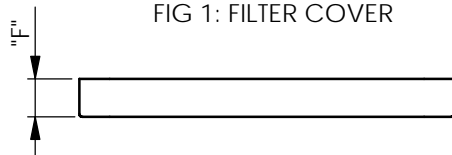


FIG 2: FINGER GUARD

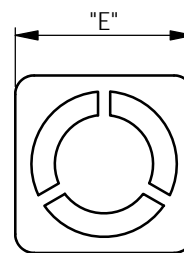
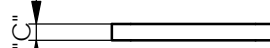
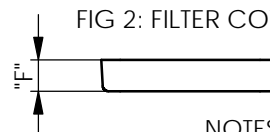
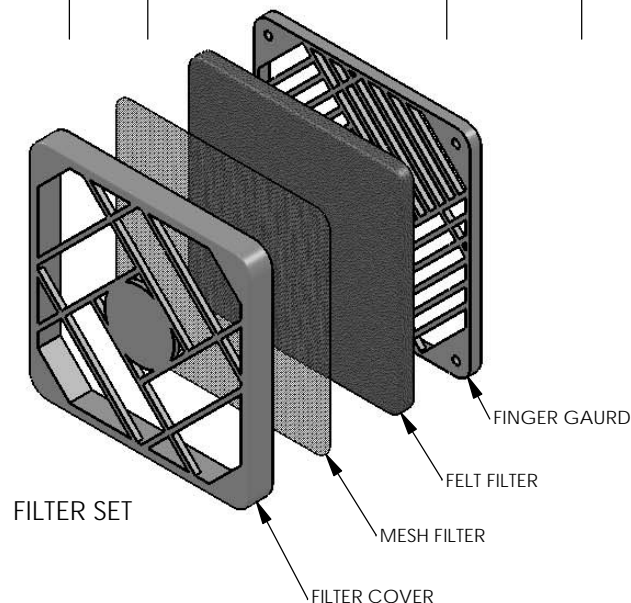


FIG 2: FILTER COVER



REV.	MODIFICATION.	DATE	DRN
01	DRAWING RELEASE	29/09/09	OW
02	CO 2010840	14/10/09	TC
03	CO2011190	31/08/11	SF



NOTES:
 FINGER GUARD MATERIAL: NYLON 6/6 25% GLASS FILLED UL94 V-0 (RMS-027)
 FILTER COVER MATERIAL: NYLON 6/6 25% GLASS FILLED UL94 V-0 (RMS-027)
 FELT FILTER MATERIAL: 100% POLYESTER FIBRE (RMS-028)
 MESH FILTER MATERIAL: STAINLESS STEEL AISI 304 (RMS-029)
 ALTERNATE UNITS FOR REFERENCE ONLY
 FIG 1 MESH DIAGONAL CONFIGURATION SHOWN FOR ILLUSTRATION PURPOSE ONLY AND VARIES DEPENDING ON ACTUAL SIZE SUPPLIED

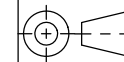
ITEMS	SIZES				
	40 X 40	60 X 60	80 X 80	92 X 92	120 X 120
FINGER GUARD, FILTER COVER, MESH FILTER AND FELT FILTER	RCP-040-T	RCP-060-T	RCP-080-T	RCP-092-T	RCP-120-T
MESH FILTER	RMF-040-T	RMF-060-T	RMF-060-T	RMF-092-T	RMF-120-T
FINGER GUARD ONLY	RFG-040-T	RFG-060-T	RFG-080-T	RFG-092-T	RFG-120-T
FELT FILTER	RFF-040-T	RFF-060-T	RFF-080-T	RFF-092-T	RFF-120-T

INFORMATION CONTAINED IN THIS DOCUMENT IS CONFIDENTIAL TO RICHCO INTERNATIONAL Co. Ltd. AND MAY NOT BE DISCLOSED OR REPRODUCED IN WHOLE OR PART WITHOUT THEIR WRITTEN CONSENT.

RICHCO, INC.
 WWW.RICHCO-INC.COM

ALL DIMENSIONS IN mm
 GENERAL TOLERANCES ±0.25
 UNLESS OTHERWISE STATED
 ANGULAR ±1°

THIRD ANGLE



FILTER SETS		FINGER GUARD				FILTER COVERS NOT SUPPLIED SEPERATELY PART No. FOR REFERENCE ONLY				
PART No.	FIG	FINGER GAURD PART No.	DIM "A" +/- 0.5 [0.2]	DIM "B" +/- 0.3 [0.1]	DIM "C" +/- 0.3 [0.1]	HOLE DIM "D" Min	FILTER COVER PART No.	FIG	DIM "E" +/- 0.5 [0.2]	DIM "F" +/- 0.3 [0.1]
RCP-040-T	2	RFG-040-T	43 [1.69]	32.2 [1.27]	4.3 [0.17]	4.1 [0.16]	RFC-040-T	2	46.5 [1.83]	8.4 [0.33]
RCP-060-T	1	RFG-060-T	60.5 [2.38]	50.1 [1.97]	6.0 [0.24]		RFC-060-T	1	64.9 [2.56]	12.5 [0.49]
RCP-080-T		RFG-080-T	80.6 [3.17]	71.8 [2.83]			RFC-080-T		84.8 [3.34]	
RCP-092-T		RFG-092-T	92.3 [3.63]	82.4 [3.24]			RFC-092-T		96.9 [3.81]	
RCP-120-T		RFG-120-T	120.6 [4.75]	105.5 [4.15]			6.2 [0.24]		RFC-120-T	

MATERIAL:
 SEE NOTES

COLOUR:
 BLACK

DESCRIPTION:
 FAN FILTER ASSEMBLY

PART No:
 SEE TABLE

DRG No:
 09-107

NPR No:
 EU09-0054

SHEET SIZE
 A4

DRN
 L.P

DATE
 2/9/09

CHKD
 TC

DATE
 14.10.09

SCALE
 NTS

SHEET No.
 1 OF 1